

1 CASPIR : Mobile

- iOS & Android
- Free on App Stores
- Simple and effective
- Multilingual
- Offline mode
- Limited to pesticide-related Incident Reports
- Communication possible but not in real-time (non-emergencies)

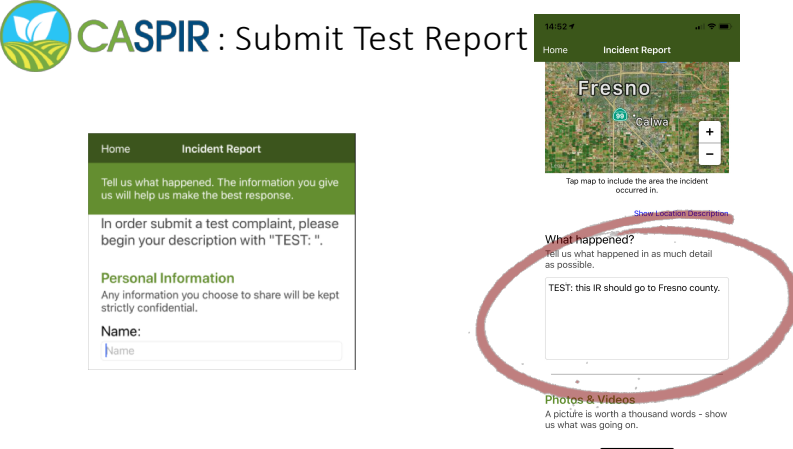
The screenshot shows the mobile app's home screen with a Spanish interface. It includes a header 'Página inicial', a notification 'Nueva queja', a status 'Mis quejas', and an 'Información' section. The background shows a blurred view of the app's main content area.

2 CASPIR : Admin Web Portal

- Query for Incident Reports
- See Incident Report status
- See Incident Report details
- Functionality to route Incident Reports to correct location

3 CASPIR : CalPEATS

- CalPEATS enhanced to deal with Incident Reports
- New permissions to view/edit Incident Reports
- New Search screen
- Spawn Investigation from within CalPEATS
- Way of dealing with Non-Pesticide Investigations



CASPIR: Submit Test Report

Home Incident Report

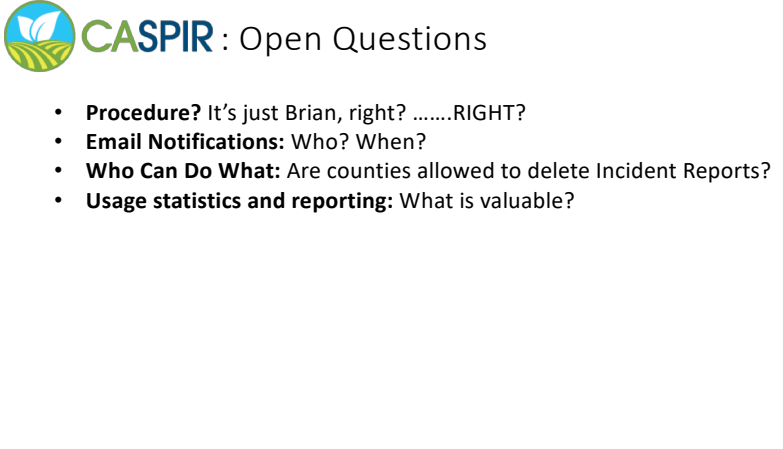
Tell us what happened. The information you give us will help us make the best response.

In order submit a test complaint, please begin your description with "TEST: ".

Personal Information
Any information you choose to share will be kept strictly confidential.

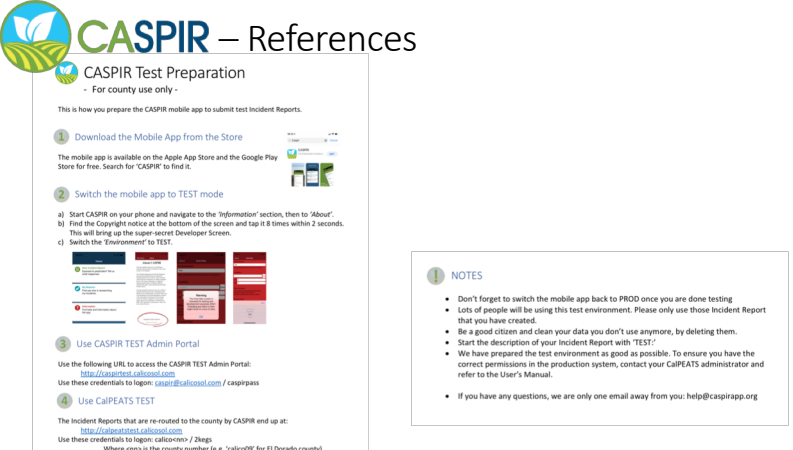
Name:

14:52
Home Incident Report
Fresno
Tap map to include the area the incident occurred in.
Show Location Description
What happened?
Tell us what happened in as much detail as possible.
TEST: this IR should go to Fresno county.
Photos & Videos
A picture is worth a thousand words - show us what was going on.



CASPIR: Open Questions

- **Procedure?** It's just Brian, right?RIGHT?
- **Email Notifications:** Who? When?
- **Who Can Do What:** Are counties allowed to delete Incident Reports?
- **Usage statistics and reporting:** What is valuable?



CASPIR – References


CASPIR Test Preparation
- For county use only -

This is how you prepare the CASPIR mobile app to submit test Incident Reports.

1. **Download the Mobile App from the Store**
The mobile app is available on the Apple App Store and the Google Play Store for free. Search for 'CASPIR' to find it.
2. **Switch the mobile app to TEST mode**
 - a) Start CASPIR on your phone and navigate to the 'Information' section, then to 'About'.
 - b) Find the Copyright notice at the bottom of the screen and tap it 8 times within 2 seconds. This will bring up the super-secret Developer Screen.
 - c) Switch the 'Environment' to TEST.
3. **Use CASPIR TEST Admin Portal**
Use the following URL to access the CASPIR TEST Admin Portal:
<http://caspirtest.calicosol.com>
Use these credentials to login: caspir@calicosol.com / caspirpass
4. **Use CalPEATS TEST**
The Incident Reports that are re-routed to the county by CASPIR end up at:
<http://calpeats.calicosol.com>
Use these credentials to login: calicosol@calicosol.com / 38aps
Where <no> is the county number (e.g., 'calico09' for El Dorado county)

NOTES

- Don't forget to switch the mobile app back to PROD once you are done testing
- Lots of people will be using this test environment. Please only use those Incident Report that you have created.
- Be a good citizen and clean your data you don't use anymore, by deleting them.
- Start the description of your Incident Report with "TEST".
- We have prepared the test environment as good as possible. To ensure you have the correct permissions in the production system, contact your CalPEATS administrator and refer to the User's Manual.
- If you have any questions, we are only one email away from you: help@caspirapp.org



CASPIR – References

- Website at <http://CASPIRapp.org>
[.com](http://CASPIRapp.org)
[.net](http://CASPIRapp.org)
- For Counties: Everything is in CalPEATS
- Access Documentation at <http://calicosol.com/caspir-documentation>